

THE POOL SURROUND SPECIALISTS



POOL COPINGS

by *Base Paving Supplies*

03 Contents
05 Our Story
06 Porcelain Pool Copings
12 Natural Stone Pool Copings
17 Bespoke Services
20 Gallery

Table of
CONTENTS





Our STORY



We have quickly established ourselves as the leading supplier of swimming pool copings. With huge stock of both natural stone and porcelain copings, lead times are as short as 3 working days from order, but with our bespoke masonry service we're also able to offer; roman end, corners, deck levels, skimmer lids and so much more.



Jack Wells
MANAGING DIRECTOR

Hello and welcome to Base. Firstly I'd like to thank all those who have contributed to this brochure and look forward to supporting them once again.

Over the years I have seen so many customers think that purchasing materials around a pool is just as simple as finding paving, find someone to bullnose it and away they go..

The reality is much different, in our ever changing climate, finding materials suitable has never been more important. Slip ratings, water absorption and porosity of each material will ensure the type of longevity you get from them.

Last year I supplied to over 350 pool projects across Europe, for domestic and commercial use, including the hotel and leisure industry. My expertise of natural stone and porcelain allows customers to make more informed decisions when getting factual advice on all the varying options out there.

As well as our advice we offer huge stock from our warehouses across the country and not forgetting our beautiful showroom based in the old market town of Abingdon, Oxfordshire. Pop down and see us and I assure you, you won't go anywhere else.

Creating the perfect pool surround. Together.

PORCELAIN POOL COPINGS

by *Base*

Porcelain, as an external material has become more popular in recent years, and the pool industry has't missed out on that.

Porcelain is a man-made material created by baking a mixture of clay, sand and other minerals. These are then put into a high-temperature kiln. From this, an incredibly durable and non-porous material is created, known as porcelain. The benefits to porcelain are huge and since 2015 has taken the UK market by storm, it's hard, non-porous surface means it's highly durable, resistant to moss and lichen which you often find on natural stone and therefore is easy to maintain with minimal amounts of maintenance. Our range is frost resistant, slip resistant, approved to the highest standards and we offer unlimited creativity.

We're confident that we have created a collection of porcelain options that offer a variation of colour palettes, sizes, and styles while ensuring quality is paramount. By offering not just our own cost effective range solely for BASE but also popular brand porcelain, customers have choices and can make informed decisions best suited to their project.


UK Slip rating = R11
Water Absorbency = 0.3%.
Surface finish = Matt



Florence White PORCELAIN

FLORENCE WHITE is our most sought after porcelain tile, now created in multiple pool coping options to perfectly match the ever popular 900x600 tile we've sold for some time. It's off white tone offers a contemporary finish without maintenance concerns.

Available in bullnose & pencil roll, all gauged at 900mm wide to match the paving tiles to allow you to equally brick bond off the back of the coping tile or lay back to back, whichever design you desire.



Size: 900x330x20

Stocked Edge Detail: Bullnose

Bespoke: Corners, Roman End, Deck Level, Downstand, Pencil Roll

Matching Paving: 900x600x20

Finish: Matt


Slip Rating: R11



Castello Grigio PORCELAIN

CASTELLO GRIGIO is very popular option, this light grey cement like porcelain comes in various coping options with matching paving to offer an ultra cost effective option, while a variety of bespoke options from our masonry workshop can be achieved.

Available in bullnose, pencil roll & downstand edge, all gauged at 1200mm wide to match the paving tiles to allow you to equally brick bond off the back of the coping tile or lay back to back, whichever design you desire.



Size: 1200x330x20

Stocked Edge Detail: Bullnose

Bespoke: Corners, Roman End, Deck Level, Downstand, Pencil Roll

Matching Paving: 1200x600x20

Finish: Matt

Slip Rating: R11



LIASSIDI CREME PORCELAIN

LIASSIDI CREME is a perfectly created marble effect tile finished with a matt surface for slip resistance and ease of cleaning. A mix of beige/cream swirls leaves a hardwearing but minimalistic finish.

Available in bullnose & pencil roll, all gauged at 900mm wide to match the paving tiles to allow you to equally brick bond off the back of the coping tile or lay back to back, whichever design you desire.



Size: 900x330x20

Stocked Edge Detail: Bullnose

Bespoke: Corners, Roman End, Deck Level, Downstand, Pencil Roll

Matching Paving: 900x600x20

Finish: Matt

Slip Rating: R11



St Marks Grigio PORCELAIN

ST MARKS GRIGIO is a perfectly created marble effect tile finished with a matt surface for slip resistance and ease of cleaning. A mix of grey swirls leaves a hardwearing but minimalistic finish.

Available in bullnose & pencil roll, all gauged at 900mm wide to match the paving tiles to allow you to equally brick bond off the back of the coping tile or lay back to back, whichever design you desire.



Size: 900x330x20

Stocked Edge Detail: Bullnose

Bespoke: Corners, Roman End, Deck Level, Downstand, Pencil Roll

Matching Paving: 900x600x20

Finish: Matt

Slip Rating: R11



Balfont Grey PORCELAIN

BALFONT GREY is a blue grey swirled porcelain with an uneven pitted surface, was popular in 2021 and we expect it again to be well received, best described as those wanting the popular grey tones but wanting a more out there design.

Available in bullnose & pencil roll, all gauged at 900mm wide to match the paving tiles to allow you to equally brick bond off the back of the coping tile or lay back to back, whichever design you desire.



Size: 900x330x20


Stocked Edge Detail: Bullnose

Bespoke: Corners, Roman End, Deck Level, Downstand, Pencil Roll

Matching Paving: 900x600x20

Finish: Matt


Slip Rating: R11



Ciatna Anthracite PORCELAIN

CIATNA ANTRACITE is a slate effect porcelain perfectly replicating it's natural stone competitor but with a better slip rating and less maintenance required it's a clear winner.

Available in bullnose & pencil roll, all gauged at 900mm wide to match the paving tiles to allow you to equally brick bond off the back of the coping tile or lay back to back, whichever design you desire.



Size: 900x330x20

Stocked Edge Detail: Bullnose

Bespoke: Corners, Roman End, Deck Level, Downstand, Pencil Roll

Matching Paving: 900x600x20

Finish: Matt

Slip Rating: R11



Cemento Park PORCELAIN

CEMENTO DARK is a monotone grey cement like porcelain, bullnose copings and matching paving, often used to contrast against CASTELLO, either way around.

Available in bullnose & pencil roll, all gauged at 900mm wide to match the paving tiles to allow you to equally brick bond off the back of the coping tile or lay back to back, whichever design you desire.



Size: 900x330x20

Stocked Edge Detail: Bullnose

Bespoke: Corners, Roman End, Deck Level, Downstand, Pencil Roll

Matching Paving: 900x600x20

Finish: Matt

Slip Rating: R11




Murano Park PORCELAIN

MURANO DARK is the porcelain version of basalt, a clean and contemporary finish for an internal or external pool.

Slip resistant and hard wearing. Most sought after of coping stones in 2021 selling nearly 3/1 over any other colour. As seen in images, often used to create a contrasting border coping.

Available in bullnose & downstand edge.



Size: 600x350x20


Stocked Edge Detail: Bullnose/Downstand

Bespoke: Corners, Roman End, Deck Level, Downstand, Pencil Roll

Matching Paving: 600/900x600x20

Finish: Matt

Slip Rating: R11



Piazza Blue PORCELAIN

PIAZZA BLUE available in bullnose & downstand edge is a cool blue/grey tone, matt finish to ensure no UV reflection, with grey's dominating the market this slight blue variation leaves lots to ponder!



Size: 600x350x20


Stocked Edge Detail: Bullnose

Bespoke: Corners, Roman End, Deck Level, Downstand, Pencil Roll

Matching Paving: 600/900x600x20

Finish: Matt

Slip Rating: R11



Piazza Grey PORCELAIN

PIAZZA GREY is a deep stone effect porcelain, looks stunning indoors and out, with our matching paving gives any project a distinctive look. Hard wearing and slip resistant, this is a popular choice.

Available in bullnose & downstand edge, all gauged at 600mm wide with matching paving tiles in 900x600 & 600x600 to create a free flowing design from pool edge to patio.



Size: 600x350x20


Stocked Edge Detail: Bullnose/Downstand

Bespoke: Corners, Roman End, Deck Level, Downstand, Pencil Roll

Matching Paving: 600/900x600x20

Finish: Matt

Slip Rating: R11



NATURAL STONE POOL COPINGS

by *base*

Forever lasting, is often what suppliers will say about natural stone, but truth is, majority of stone that competitors offer isn't suitable for our climate.

After years of seeing the industry advertise natural stones from around the world, we took a vow that we would ensure only materials suitable for our climate would make our collections! Our knowledgeable team will be able to tell you all there is to know about, not just our natural stone copings but competitors as well, to allow you to make the most informed decisions.

Our range has been pendulum tested to ensure all information given helps the end user understand its longevity and in turn the industry leading guarantees we offer.

We're confident that we have created a range of natural stone options that offer a variation of colour palettes, sizes, and styles while ensuring quality is paramount. All our materials are specially selected for BASE and as members of the ethical trading scheme, ensure only the safest practices.

UK Slip rating = R11 - R13
Water Absorbency = Varies
Surface finish = Natural
Riven, Acid Washed, Sandblasted.



Lambelle Antico NATURAL



Size: 600x300x40

Stocked Edge Detail: Bullnose/Downstand

Bespoke: Corners, Roman End,
Deck Level, Downstand, Pencil Roll

Matching Paving: 600/900x600x20

Finish: Acid Washed / Honed

Slip Rating: R9 / R11

Our most sought after natural stone coping, this stunning beige bodied limestone shows natural grey/blue pearls in the surface screaming luxury. Hardwearing and your choice on whether you wish to seal or not depending on desired finish.

Available in bullnose and downstand option, gauged at 600mm wide with matching paving tiles in 900x600, 600x600 and mixed sized packs to create a free flowing design from pool edge to patio.



Ivory Mint NATURAL

The cleanest of choices, pale white tones often referred to as white mint in the industry has been a popular UK choice for years gone by. This Indian sandstone is monotone in colour but still offers charming character. Must be sealed talk with our team for best aftercare.

Available in bullnose at 600x400x40 with matching paving tiles in 900x600 to create a free flowing design from pool edge to patio



Size: 600x400x40


Stocked Edge Detail: Bullnose

Bespoke: Corners, Roman End,
Deck Level, Downstand, Pencil Roll

Matching Paving: 600/900x600x20

Finish: Honed

Slip Rating: R11



Wells Ocra NATURAL



Size: 600x400x40

Stocked Edge Detail: Bullnose

Bespoke: Corners, Roman End,
Deck Level, Downstand, Pencil Roll

Matching Paving: 900x600x20 & Project Packs

Finish: Riven

Slip Rating: R13



Dinton Grey NATURAL

Grey has always been a popular UK colour and our Dinton Grey Riven is no exception. A hardwearing Indian sandstone with a lifetime guarantee in durability, no sealant required and with matching paving creates a timeless look over and over. Popular choice at Base.

Available in bullnose 600x400x40 with matching paving tiles in 900x600 and mixed project packs to create a free flowing design from pool edge to patio.



Size: 600x400x40


Stocked Edge Detail: Bullnose

Bespoke: Corners, Roman End,
Deck Level, Downstand, Pencil Roll

Matching Paving: 900x600x20 & Project Packs

Finish: Riven


Slip Rating: R13



Cotswold Buff NATURAL

UK favourite since imports started from India, it's buff to yellow tones are similar to that you'd find in the Cotswold but without the price tag. Riven surface gives top slip rating. Requires sealant, speak to our team for best after care advice.

Available in bullnose 600x400x40 with matching paving tiles in 900x600 and mixed project packs to create a free flowing design from pool edge to patio.



Size: 600x400x40

Stocked Edge Detail: Bullnose

Bespoke: Corners, Roman End, Deck Level, Downstand, Pencil Roll

Matching Paving: 900x600x20 & Project Packs

Finish: Riven

Slip Rating: R13



Kota Purbeck NATURAL

New for 2022! A stunning Indian limestone with tones similar to that of British Purbeck, this dense riven limestone is full of character and offers a real traditional look without a huge cost implication. Dense enough to not require sealant and with matching paving options we think it will be popular!

Available in bullnose 600x400x40 with matching paving tiles in 900x600 and mixed project packs to create a free flowing design from pool edge to patio.



Size: 600x400x40

Stocked Edge Detail: Bullnose

Bespoke: Corners, Roman End, Deck Level, Downstand, Pencil Roll

Matching Paving: 900x600x20 & Project Packs

Finish: Riven

Slip Rating: R13





Lambelle Gris NATURAL

Our most sought after natural stone is now available in a cool grey, this stunning grey bodied limestone shows natural grey/blue pearls in the surface screaming luxury. Hardwearing and your choice on whether you wish to seal or not depending on desired finish.

Available in bullnose and downstand option, gauged at 600mm wide with matching paving tiles in 900x600, 600x600 and mixed sized packs to create a free flowing design from pool edge to patio.

Size: 600x400x40

Stocked Edge Detail: Bullnose

Bespoke: Corners, Roman End, Deck Level, Downstand, Pencil Roll

Matching Paving: 900x600x20

Finish: Riven

Slip Rating: R9



Morley Riven NATURAL

The oldest and most sought after of British stones, found up and down England's high streets, York stone has been trusted for 100's of years. We have the biggest selection of York stone on offer and with our partner quarry in Yorkshire we're able to offer unlimited creativity.

Available in bullnose 600x300x40 with matching paving tiles in 600xR/L to create a free flowing design from pool edge to patio.



Size: 600x300x40


Stocked Edge Detail: Bullnose

Bespoke: Corners, Roman End, Deck Level, Downstand, Pencil Roll

Matching Paving: 900x600x20 & Project Packs

Finish: Riven

Slip Rating: R13



BESPOKE SERVICES

by
Base

Unbeatable bespoke masonry services from Base, in house or on-site, we cover all basis.

Our masonry workshop is able to create a host of products to help customers not just design but create their dream pool. We have created bespoke copings, corners, roman ends, deck levels, skimmer lids and so much more thanks to our innovative team. We also offer templating, on-site cutting services and consultancy making us the one stop shop for your pool surround!

We're confident that we have created a service that goes far beyond competitors. Due to our huge stock levels and dedicated services, simple masonry tasks such as cutting and bullnosing, generally need 5 days lead times. More complicated bespoke requirements are approx 10-21 days depending on the services required, however, you'll be kept up to date every step of the way.

"Only once we decided that we would renovate our pool did we realise the issues with such large corners. Many just ignored our inquiry but Jack was very quick to help and the final product was simply outstanding"

John Downes - Bespoke Pool Project






Waterjet

Waterjet, is an industrial tool capable of cutting a wide variety of materials using an extremely high-pressure jet of water. Used mostly to cut porcelain to ensure minimal wastage and quality of cuts, the water jet also is used when cutting special shapes, grilles or grid channels. A beautiful piece of equipment to help customers achieve innovative designs.

Cutting

We offer many different types of cutting capabilities from CNC, Still, Anec and hand tools to ensure we can help all customers achieve whatever design they're hoping to create. Speak with our sales team regarding your project and we will help you understand what is best used and why. All bespoke cutting services come with industry leading gaurantees.



Edge Detailing

We offer edge detailing services to the entire industry, often helping pool companies and even suppliers by creating perfect edge detailing for them on site and in our Oxfordshire workshop. From; pencil rolls, bullnose, downstand and more, we can do as required!

ON-SITE MASONRY - Not all of us are in the trade and know the radius of a corner or the diameter of a roman end, but the industry expects you to. For years bespoke work shops would require all types of information just for you to get a simple quotation. That's why we offer our stone masons direct to you, we can template, cut and finish various types of bespoke work to take the hassle out of any project.

EDGE DETAILING

Innovation and experince, together.

by *Base*



Downstand



45% cut



Pencil Edge



Pencil Roll



1/2 Bullnose




Full Bullnose

BEPSOKE MASONRY - Our edge detailing services are not limited to the above, we have helped hundreds of customers with different aspects of bespoke design. From signs, bespoke steps, creating slip lines for safety, cutting glueing onto mesh to create bespoke mosaics. Speak with our experienced team and understand why we're leading the way in innovation of bespoke design.











let's get in touch

Unit 8-10, Eyston Way,
Abingdon, Oxfordshire, OX14 1TR.

01235 642 700
www.basepaving.co.uk
info@basepaving.co.uk